

Elementary Math



Week Three

April 6th to April 10th



Name: _____

Date: _____



Circle or color the group with more.




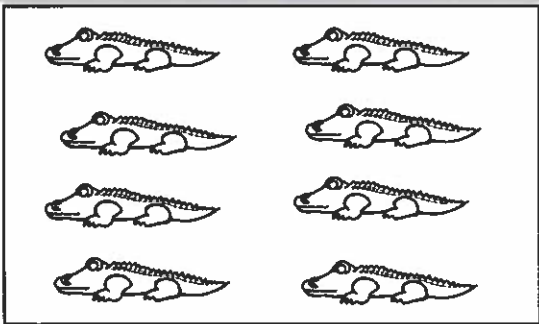
How many more?





How many more?



How many more?



How many more?




How many more?


Name: _____

Date: _____


Count and write how many are in each box. Follow the direction about more or less.




how many?




how many?


 = GREEN
Circle or color the box with more green.




how many?



how many?


 = PURPLE
Circle or color the box with more purple.




how many?




how many?


 = RED
Circle or color the box with more red.



how many?




how many?


 = BLUE
Circle or color the box with more blue.



how many?





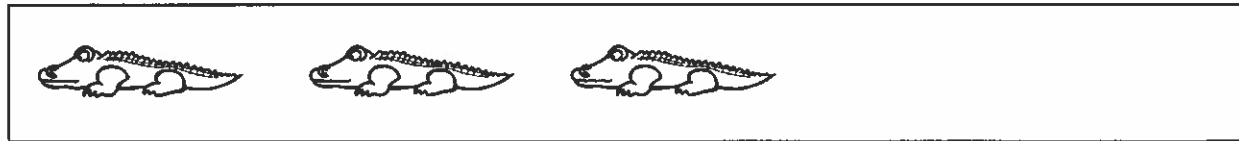
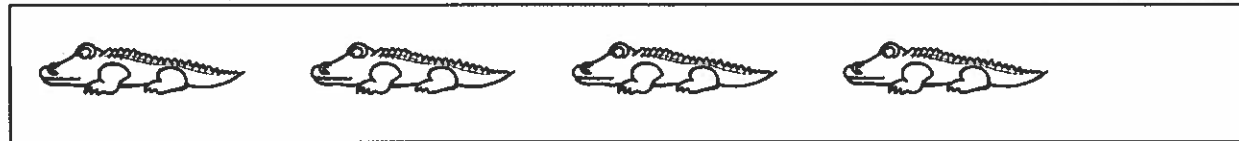




how many?

 = YELLOW
Circle or color the box with more yellow.

Name: _____

Date: _____

Circle or color the group with more.



Name: _____

Date: _____

Identify the bills by circling them with the correct color..



\$1 = RED



\$5 - BLUE



\$10 = GREEN






\$20 = PURPLE




Name: _____ Date: _____

Cut and glue the money that matches each item.
Bonus: Write how much money is in each box.



		
--	---	--

		
---	---	--

		
---	---	--

		
---	---	--

		
---	---	--

		
---	---	--

© Breezy Special Ed

