
Secondary
Vocational/Enrichment
Week Two
March 30th – April 3rd

Functional Skills System™

SUPPLEMENTAL MATERIALS



Telling Time 2

Functional Skills System

Telling Time 2

Copyright © 2008, 2009, 2011, 2013, 2017 Oakwood Solutions, LLC. All rights reserved. No part of this work may be reproduced in any form or by any means, electronic or mechanical, including photocopying, recording, or by any information storage and retrieval system, without permission in writing from Oakwood Solutions, LLC.

Developed by:



Distributed by:



4 Brookwood Court, Appleton, WI 54914
Phone 800-933-1933 Fax 800-933-1933
sales@conovercompany.com
www.conovercompany.com

Learning Activity Series 1

1. Telling Time Review

As you know telling time is a very important skill to have. It helps you to keep track of events during the day, as well as events throughout the week. In the previous telling time program you should have learned to read two different types of clocks in order to tell the correct time. You also should have gotten familiar with reading written time.

Remember that there are two types of clocks; digital and analog. Digital clocks are becoming more common than analog clocks. You can find digital clocks on computers, cell phones, digital tablets, digital watches, and mp3 players, as well as common household appliances like microwaves and stoves. Analog clocks are often found in schools, office buildings, doctor's offices, and government buildings. They are also popular for analog wrist and pocket watches.


Digital clocks display the time in the hour:minute format. (00:00). The time ten o'clock would be displayed like this:

An analog clock uses two hands to show the time. The hour hand (short hand) points to the number of hours while the minute hand (long hand) points to the number of minutes. The time ten o'clock would be displayed like this:



Read the clocks to find the answer to the following questions.

1. What time is this clock showing?




- 3:24
- 4:45
- 5:15
- 6:45

2. What time is this clock showing?




- 12:30
- 1:30
- 2:30
- 11:30

3. What time is this clock showing?



- 8:17
- 9:15
- 8:10
- 9:20

4. What time is this clock showing?



- 12:34
- 1:34
- 11:24
- 10:55

5. What time is this clock showing?



- 6:33
- 8:24
- 7:54
- 5:22

6. What time is this clock showing?



- 10:10
- 11:10
- 12:10
- 1:10

7. What time is this clock showing?




- 8:45
- 10:12
- 12:10
- 9:32

8. What time is this clock showing?




- 7:40
- 7:41
- 7:42
- 7:51

9. What time is this clock showing?




- 9:16
- 10:16
- 8:15
- 7:20

10. What time is this clock showing?




- 4:20
- 6:22
- 2:30
- 1:12

11. Set the clock to twelve-twenty.



12. Set the clock to five fifteen.




13. Set the clock to eight thirty.




14. Set the clock to one fifty-three.




15. Set the clock to six o'clock




16. Set the clock to eleven eleven.




17. Set the clock to seven forty-five



18. Set the clock to half-past nine.



19. Set the clock to quarter to noon.



20. Set the clock to a quarter after two.

